




Building Photo	Building Address	Suite	±Total SF (Office SF)	Rate PSF/Price (Shell/Office)	Comments	Contact
OFFICE PROPERTIES						
	Kingsgate Place 12910 Totem Lake Blvd NE Kirkland, WA	210	19,424	\$28.00 FS	<ul style="list-style-type: none"> Well located near Totem Lake Retail and Evergreen Hospital Custom T.I.'s available Recently renovated RR & common areas Building signage available Easy access to I-405 	Bruce Valentine 253.779.2400
FLEX PROPERTIES						
	Broadway Junction 2201 36 th St Everett, WA		29,000	Call for rates	<ul style="list-style-type: none"> LEASED 	Kermit Jorgensen 206.787.1475
LAND						
	2221 36th St Everett, WA	16,000	\$3,500/mo		<ul style="list-style-type: none"> NEW Fenced yard area Easy access to I-5 	Kermit Jorgensen 206.787.1475