




















Building Photo	Building Address	Suite	±Total SF (Office SF)	Rate PSF/Price (Shell/Office)	Comments	Contact
INDUSTRIAL PROPERTIES						
	2200 6th Ave S Seattle, WA		50,507 (12,490)	Call for rates	<ul style="list-style-type: none"> • High image corporate HQ building • 9 DH positions; +/- 20' clear height • +/- 34 parking spaces • 1,200 amps of 480-volt power • Break and Locker room • Fenced yard • Within minutes of Downtown 	Kevin Skillestad 206.787.1460 Mike Roy 206.787.1470
	3420 E Marginal Way S Seattle, WA		48,864	For Sale or Lease Call for rates	<ul style="list-style-type: none"> • Restrooms only, additional BTS ofc • ± 6 DH doors (3 scissor positions) • 16' to beams; 27'-4" to ceiling • BNSF Rail • Immediate access to Port of Seattle 	Kevin Skillestad 206.787.1460 Ed Hogan 206.755.3345
	SeaKing Industrial Park 1601 S 92 nd Place Seattle, WA	9100	29,950 (2,104)	\$1.15, NNN \$34,443/Month	<ul style="list-style-type: none"> • 16 DH; 1 GL; Available 5/2019 	Kevin Skillestad 206.787.1460
		1600	18,022 (3,518)	\$1.20/SF, NNN \$21,626/Month	<ul style="list-style-type: none"> • 6 DH; Available 11/2019 	Mike Roy 206.787.1470
		1601	8,695 (1,271)	\$1.15, NNN \$10,000/Month	<ul style="list-style-type: none"> • 2 DH; 1 GL ramp; Available 5/2019 	
		1521	5,905 (2,428)	\$1.50, NNN \$8,858/Month	<ul style="list-style-type: none"> • 2 DH; 1 GL ramp; Available 5/2019 	
	Summit Supply 13535 68 th Ave S Seattle, WA		28,740 (2,784)	\$6,000,000	<ul style="list-style-type: none"> • UNDER CONTRACT • Close-in manufacturing/service facility with yard • 3 DH; 4 GL • Apx 2.5 acres of yard 	Mike Roy 206.787.1470 Fletcher Farrar 206.787.1469
	Silver Bay Waterfront Site 810 S Kenyon St Seattle, WA		24,346 (3,166)	Call for price	<ul style="list-style-type: none"> • 128,879 SF of land • Waterside dock and moorage dolphin • Fixed crane and heavy power • Up to 36' ceilings in warehouse • 89,150 usable yard area 	Kevin Skillestad 206.787.1460

Building Photo	Building Address	Suite	±Total SF (Office SF)	Rate PSF/Price (Shell/Office)	Comments	Contact
INDUSTRIAL PROPERTIES						
	25-27 S Hanford St Seattle, WA	25 & 27	26,106 (5,825)	\$1.15/SF Shell \$1.00/SF Office	<ul style="list-style-type: none"> Rare SODO warehouse, just 4 blocks from Starbucks Corp HQ 2 DH; 15' Clear height Excellent truck maneuvering and parking Directly adjacent to Port of Seattle 	Kevin Skillestad 206.787.1460
		25	16,231 (4,743)			
		27	9,875 (1,082)			
	Prologis Park Seattle 3200 Occidental Ave S Seattle, WA		22,633 (2,985)	Call for rates	<ul style="list-style-type: none"> Rare in-city cross-dock facility 24 truck positions Double RR spur – 4 cars/track Close proximity to Port of Seattle 	Kevin Skillestad 206.787.1460
			Div to 10,000			
	South Seattle Shop/Yard 7245 W Marginal Way SW Seattle, WA		16,000 (2,000)	\$22,000/mo, NNN	<ul style="list-style-type: none"> NEW SUBLEASE Warehouse/vehicle maintenance shop on +/- 1.5 acres, Fenced 2 drive-in; exterior dock loading platform Air exhaust system, compressor, radiant heat, sprinklered Sublease expires 5/31/20 	Ed Hogan 206.787.1477 Kevin Skillestad 206.787.1460
	Kenyon Industrial Park S Kenyon St & Occidental Ave Seattle, WA	B121 & 129	12,000 (1,304)	Call for rates	<ul style="list-style-type: none"> 4 GL doors; 1 DH door 	Jim Honan 206.787.1464
		A-7930	7,170 (1,803)	Call for rates	<ul style="list-style-type: none"> 2 DH; Potential mezz storage 	Kevin Skillestad 206.787.1460
		B-121	6,000 (522)	Call for rates	<ul style="list-style-type: none"> 2 GL doors 	
		B-129	6,000 (782)	Call for rates	<ul style="list-style-type: none"> 2 GL doors; 1 DH door 	
	Perine Building 812 S Adams St Seattle, WA		11,826 (656)	\$1.20, NNN NNN=\$0.20	<ul style="list-style-type: none"> Flexible South Seattle industrial building 2 GL doors; 17'-24' clear height/span Fully sprinklered Exposure to Airport Way S 	Ed Hogan 206.787.1477 Kevin Skillestad 206.787.1460

Building Photo	Building Address	Suite	±Total SF (Office SF)	Rate PSF/Price (Shell/Office)	Comments	Contact
INDUSTRIAL PROPERTIES						
	Former Loomis 26 S Dawson St Seattle, WA		11,818 (1,045)	\$1.20, NNN NNN=\$0.16	<ul style="list-style-type: none"> • 3 DH doors; 20' clear height • 15+ parking stalls on site • Available 4/1/19 	Kevin Skillestad 206.787.1460 Ed Hogan 206.787.1477
	8300 7th Ave S Seattle, WA		9,600 (1,948)	\$1.05, NNN	<ul style="list-style-type: none"> • 12,000 SF lot • 2 GL doors (14' high) • 16' clear height • Zoned IB U/45 	Kevin Skillestad 206.787.1460 Jim Honan 206.787.1464
FLEX PROPERTIES						
	Pacific Georgetown 6363 Building 6363 7 th Ave S Seattle, WA		31,408 (20,863)	Call for rate	<ul style="list-style-type: none"> • 10,545 Sf assembly/warehouse • Class A office buildout • Freestanding building with ample power • Full HVAC; Fully Sprinklered • Abundant fiber • GL door off alley • Fully secured building 	Ed Hogan 206.787.1477 John Werdel NAI-PSP 206.332.1488
	Branom Instrument Bldg 5500 4 th Ave S Seattle, WA		11,364 (5,280)	\$3,800,000	<ul style="list-style-type: none"> • 6,084 SF Whse/Assembly; 3,168 SF office ground flr; 2,112 SF office 2nd flr • GL loading; 10'4" clearance • 36+ marked stalls • Zoned C1-65 (comm, residential, office) • In the heart of Georgetown/Design Center • Heavy power 	Kevin Skillestad 206.787.1460 Ed Hogan 206.787.1477
	1916 Building 1916 23 rd Ave S Seattle, WA		8,469	\$1.38 NNN	<ul style="list-style-type: none"> • High image creative space • GL loading • High clearance • Rainier Valley/Beacon Hill location 	Kevin Skillestad 206.787.1460 Mike Roy 206.787.1470

Building Photo	Building Address	Suite	±Total SF (Office SF)	Rate PSF/Price (Shell/Office)	Comments	Contact
OFFICE PROPERTIES						
	Pacific Georgetown 6363 Building 6363 7 th Ave S Seattle, WA	100	10,484 (2 floors)	Call for rates	<ul style="list-style-type: none"> • 2,500-10,545 first floor warehouse/assembly area available • Class A buildout • Dynamic Georgetown neighborhood • 2.8/1,000 Parking ratio 	Ed Hogan 206.787.1477
		222	2,854			John Werdel NAI-PSP 206.332.1488
		240	2,496			
OFFICE / RETAIL PROPERTIES						
	CPR Seattle 118 NE 45th St Seattle, WA		1,387	\$30/SF/YR NNN	<ul style="list-style-type: none"> • Shared restrooms and breakroom • Traffic counts over 22,000 cars per day • Can be used as office, classroom space, yoga studio, etc. • Minutes to I-5 and Univ of Washington • Directly across from Dick's Drive-in • Walking distance to tons of amenities 	Ed Hogan 206.787.1477
LAND						
	Duwamish Yards 9229 E Marginal Way S Seattle, WA	Yard	404,237 9.28 Acres Divisible	Call for rates	<ul style="list-style-type: none"> • Fully paved and fenced storage yard • Zoning allows container storage and/or laydown yard • Immediate access to N/S Interstate 5 	Kevin Skillestad 206.787.1460 Mike Roy 206.787.1470
	9645 MLK Jr Way S Seattle, WA	Yard	72,152	Call for rates	<ul style="list-style-type: none"> • UNDER CONTRACT • Fenced, paved and lit yard • Office/living quarters • Heavy power • Highly secured • Built to store heavy loads 	Kevin Skillestad 206.787.1460